



The 12 BMPs of Christmas

OK everyone, it is time for a Carol sing! Gather your BMP team members around the nearest drain inlet and join me in singing an old favorite ... The 12 BMPs of Christmas. Don't forget to emphasize the fifth day!

On the **first** day of Christmas,
my LRP sent to me
A broom fo-or sweeping daily.

On the **second** day of Christmas,
my true LRP sent to me
Two spill kits,
And a broom fo-or sweeping daily.

On the **third** day of Christmas,
my LRP sent to me
Three French drains,
Two spill kits,
And a broom fo-or sweeping daily.

On the **fourth** day of Christmas,
my LRP sent to me
Four labeled inlets,
Three French drains,
Two spill kits,
And a broom fo-or sweeping daily.

On the **fifth** day of Christmas,
my LRP sent to me
Five containment berms,
Four labeled inlets,
Three French drains,
Two spill kits,
And a broom fo-or sweeping daily.

On the **sixth** day of Christmas,
my true LRP sent to me
Six covered structures,
Five containment berms,
Four labeled inlets,
Three French drains,
Two spill kits,
And a broom fo-or sweeping daily.

On the **seventh** day of Christmas,
my LRP sent to me
Seven sep-ar-atoms,
Six covered structures,
Five containment berms,
Four labeled inlets,
Three French drains,
Two spill kits,
And a broom fo-or sweeping daily.

On the **eighth** day of Christmas,
my LRP sent to me
Eight workers cleaning,
Seven sep-ar-atoms,
Six covered structures,
Five containment berms,
Four labeled inlets,
Three French drains,
Two spill kits,
And a broom fo-or sweeping daily.

On the **ninth** day of Christmas,
my LRP sent to me
Nine training classes,
Eight workers cleaning,
Seven sep-ar-atoms,
Six covered structures,
Five containment berms,
Four labeled inlets,
Three French drains,
Two spill kits,
And a broom fo-or sweeping daily.

On the **tenth** day of Christmas,
my LRP sent to me
Ten tons of crushed rock,
Nine training classes,
Eight workers cleaning,
Seven sep-ar-atoms,
Six covered structures,
Five containment berms,
Four labeled inlets,
Three French drains,
Two spill kits,
And a broom fo-or sweeping daily.

On the **eleventh** day of Christmas,
my LRP sent to me
Eleven piping flushes,
Ten tons of crushed rock,
Nine training classes,
Eight workers cleaning,
Seven sep-ar-atoms,
Six covered structures,
Five containment berms,
Four labeled inlets,
Three French drains,
Two spill kits,
And a broom fo-or sweeping daily.

On the **twelfth** day of Christmas,
my LRP sent to me
Twelve drain inserts,
Eleven piping flushes,
Ten tons of crushed rock,
Nine training classes,
Eight workers cleaning,
Seven sep-ar-atoms,
Six covered structures,
Five containment berms,
Four labeled inlets,
Three French drains,
Two spill kits,
And a broom fo-or sweeping daily!






We Have a November Contest Winner!

Chuck DeJong submitted the winning answer!

The question was ...

True or false - The word “benchmark” is not found in the current Industrial General Permit.

Believe it or not, the word “benchmark” is not even found in the current Industrial General Permit. So how did it get to be so prominent in the implementation of this permit? Good question! The concept of benchmarks comes from the US EPA Federal Multi-sector Industrial General Permit.

Chuck wins \$25 to  to warm himself up with some chili, chips and salsa after a cold wet day of December storm water sampling.

“To Do List” for December:



- Perform the 2nd Quarter Non-Storm Water Observation (Forms 2 & 3) by December 31.
- Get your second qualifying storm event sample if you have not yet done so. If you haven’t gotten your first sample, you are way behind.
- Perform and document your monthly storm water inspections (Form 4).



Feedback on Dangerous Waters

We have been receiving much feedback on last month’s edition of **The Rain Events**. In fact, a few days after sending it out, we got a call from one of our readers saying that they had just been “shark bit”. In the last several weeks we have been seeing “shark” activity all over Northern California. If you haven’t had a chance to read this scary expose on third party environmental lawsuits, you will want to do so soon to help protect your business from these frivolous lawsuits. In the newsletter, we list some ideas to help reduce the impact of a “shark bite” on your facility. You can download a copy of this newsletter or any other past edition at www.wgr-sw.com.



Mid Wet Season Compliance

By Aaron Ortiz

At this point of the wet season most facilities have collected their two required storm water samples. I don't know about you but I, (and I suspect for many others); collecting the two storm water samples is so paramount on my mind, that once I get the two storm water samples, I have a tendency to relax for rest of the wet season. However, while a lot of the urgency of wet season compliance requirements has passed, there are a few things you should keep in mind for the remainder of the wet season:



- Make sure and perform your one monthly storm water discharge observation per month, per outfall through May. I recommend performing the first qualifying storm water discharge observation of the month, if there is one.
- Periodically check your BMPs. Most of us remember the series of storms which started last November 30th and intensified in some areas to a near 100-year storm on Sunday December 2nd. After such a deluge, your BMPs most likely needed maintenance or in some cases, need to be replaced. Maintaining your BMPs is a General Permit requirement (see General Permit §A.a.ii). Also make sure to document your BMP maintenance to confirm your General Permit compliance.
- Once you receive the storm water sampling analytical results, respond to and document any benchmark exceedances you may have had. Remember, while having benchmark exceedances is not a violation of the General Permit; if do nothing to respond to these benchmarks exceedances you will be in non-compliance with the General Permit. The current General Permit is designed so that if you have a benchmark exceedance or some kind of potential non-compliance situation; your program remains compliant as long as you take and document appropriate corrective action (which is also called the iterative approach).
- Lastly, remember, December is the end of the second quarter of the storm water monitoring year. I recommend looking at the projected weather 10 days out (<http://www.weather.com/>); choose a forecasted dry day on or before December 31st to perform the second quarter non-storm water observations.


Have a happy and compliant holiday season and wet season!

December Storm Water Contest

Try it out! You can win!

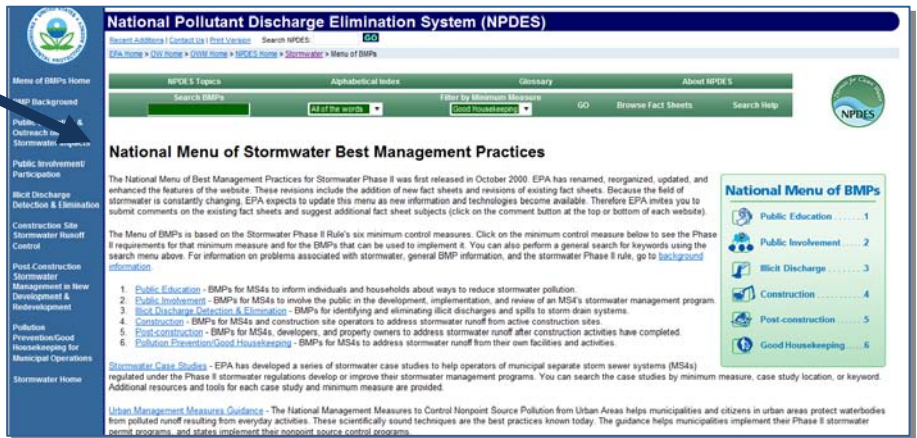
By January 4, 2013, submit a response for the following question by email to jteravskis@wgr-sw.com.

What is the definition of a “qualifying storm event”?

All persons submitting the correct answer will be placed in a drawing. The winner will receive a gift card for \$25 to  to treat your sample team to a burger and fries (sampler style).



Need BMP ideas? Check out the USEPA's National BMP menu at cfpub.epa.gov/npdes/stormwater/menuofbmps



The Rain Events Coupon Need a New Year SWPPP Overhaul?

Get \$100 off on your next SWPPP Revision



For a quote or more information, contact Aaron Ortiz at aortiz@wgr-sw.com. Offer does not apply to prepaid compliance programs.




Please contact us if you have any questions ...

Rain Events Newsletter Editor:
John Teravskis jteravskis@wgr-sw.com
(209) 334-5363 ext. 110

Technical Questions about Storm Water Compliance?
Call ...

Aaron Ortiz, aortiz@wgr-sw.com, (209) 810-5151
John Teravskis, jteravskis@wgr-sw.com, (209) 649-0877
John Ripley, jripley@wgr-sw.com, (310) 629-5259



December Special

The Sifter® Pipe End Filter

\$40.00 each

Designed for end of pipe filtration. Built for durability, the pipe end filter is encased in a high density polyethylene fabric, secured with 4 thread poly lock stitching and an 85% U.V. rating designed to handle even the most severe of climates. The inner workings consist of tightly rolled Aspen wood excelsior and nonwoven geotextile fabric.




Specifications:

- Standard size fits up to 9" diameter pipe.
- Filter is approximately 4' total length.
- Custom sizing is available.
- Part #: SiftPEF

Dewatering Bag

The D-Watering Bag is an effective device for separating sediment from pumped water. Made from heavyweight, nonwoven geotextile fabric, the D-Watering Bag filters water diluted by solids and sediment with ease. The input sleeve is designed to accommodate several hose diameters. Securing the D-Watering Bag to the hose is quick and easy with heavy duty webbing and d-rings sewn to the sleeve. To maintain uniform integrity, each D-Watering Bag is sewn with a 4 thread lockstich hem an additional perimeter lockstitch using high strength, marine-rated poly thread.



Product Specifications

- Material 8 ounce nonwoven geotextile
- Strapping Weather resistant 2" polypropylene webbing
- Available sizes 3'x4', 4'x6', & 6'x9'

BMP OUTLET'S Product Spotlight



Universal or Oil Only Spill Buckets

is a convenient, all in one bucket spill kit. The bucket is a UN rated screw top pail. The screw top allows not only easy access, but also provides you the confidence that the bucket is completely close and sealed. The contents of the spill bucket include approximately 2.5 gallons of granular absorbent, 6 universal or oil only spill pads, 1 universal or oil only absorbent soc, and two 2.5 mil, 18 gallon waste bags. One of the features of BMP Outlet's Spill Buckets that sets it apart from other spill kits is that Personal Protective Equipment (PPE) is included with each spill bucket. Pair of clear safety glasses and nitrile gloves is included. For easy access in the event of spill the glasses and gloves are sitting on the top of the bucket when opened.

- Absorbs up to 5 gallons;
- UN Container 1H2/Y25/S;
- Screw top lid;
- Contents identified on easy to read label;

Contents include:

Approximately 2.5 gallons of granular absorbent, 6 Universal or Oil Only Spill Pads, 1 Universal or Oil Only Soc, Safety Glasses, Nitrile Gloves (Powder-free) and 2 Disposal Bags

